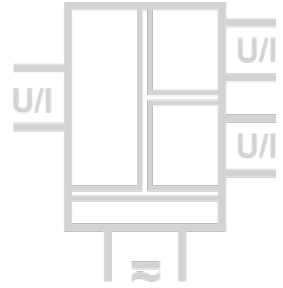


Isolation Signal Splitter DN 22000

Conversion, Isolation and Distribution of Standard Signals



The Isolation Signal Splitter DN 22000 is used for isolation, conversion and distribution of 0/4 ... 20 mA and 0 ... 5/10 V standard signals.

The input and two outputs each can be separately configured. The signal combination is selected by the Order No. Its high level of reliability, extremely compact form, and cost optimized design make the DN 22000 the first choice in its class!

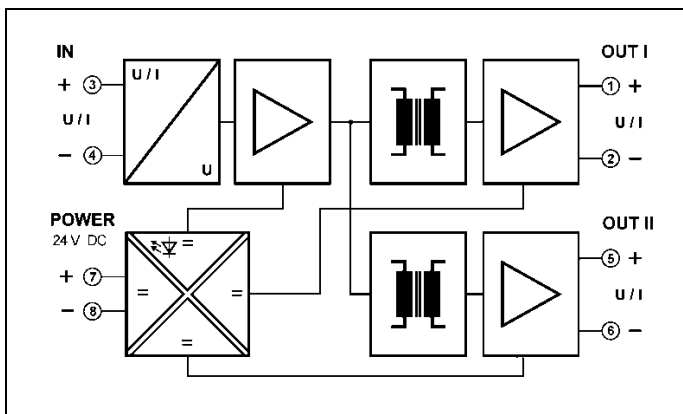
The slim housing with 12.5 mm width saves space in the switch cabinet and facilitates by the practical plug-in screw terminal blocks the assembly. A green LED on the front of the unit has been provided to monitor the power supply.

The Protective Separation with high isolation level provides protection for personnel and downstream devices against impermissibly high voltage and makes the DN 22000 universally applicable for all measurement and industrial applications.

- **Fixed ranges**
Ready to use without any settings
- **4-Port Isolation**
Protection against erroneous measurements due to parasitic voltages or ground loops
- **Ultra-small-sized housing**
12.5 mm housing with plug-in screw terminal blocks
- **High accuracy**
No falsification of measured signal
- **Protective Separation acc. to EN 61140**
Protects service personnel and downstream devices against impermissibly high voltage
- **Maximum reliability**
No maintenance costs
- **5 Years Warranty**



Block diagram



Technical Data

Input					
Input signal	0 ... 20 mA	4 ... 20 mA	0 ... 5 V	0 ... 10 V	See order information
Input resistance	Current input		30 Ω		
	Voltage input		500 kΩ		
Overload	Current input		≤ 200 mA		
	Voltage input		≤ 30 V		
Output I Output II					
Output signal	0 ... 20 mA	4 ... 20 mA	0 ... 5 V	0 ... 10 V	See order information
Load	Current output		≤ 10 V	(500 Ω @ 20 mA)	
	Voltage output		≤ 5 mA	(2 kΩ @ 10 V)	
Offset	20 μA, 10 mV				
Ripple	< 10 mV _{rms}				
General Data					
Transmission error	< 0.1 % of final value				
Temperature coefficient ¹⁾	< 0.015 %/K				
Response time	< 5 ms				
Test voltage	2.5 kV, 50 Hz		Input against Output I against Output II against power supply		
Working voltage ²⁾ (Basic Insulation)	Up to 600 V AC/DC for overvoltage category II and pollution degree 2 acc. to EN 61010-1 between all circuits.				
Protection against electrical shock ²⁾	Protective separation according to EN 61140 by reinforced insulation in accordance with EN 61010-1 up to 300 V AC/DC for overvoltage category II and pollution degree 2 between all circuits.				
Ambient temperature	Operation		-20 to +60 °C		(-4 to +140 °F)
	Transport and storage		-35 to +85 °C		(-31 to +185 °F)
Power supply	80 ... 240 V AC, ± 10 %, 48 ... 62 Hz		approx. 3 VA		
See order information	24 V DC (working range : 20 ... 30 V DC)		approx. 1,5 W		
EMC ³⁾	EN61326 -1				
Construction	12.5 mm housing, protection class: IP 20				
Weight	Approx. 100 g				

1) Average TC in specified operating temperature range

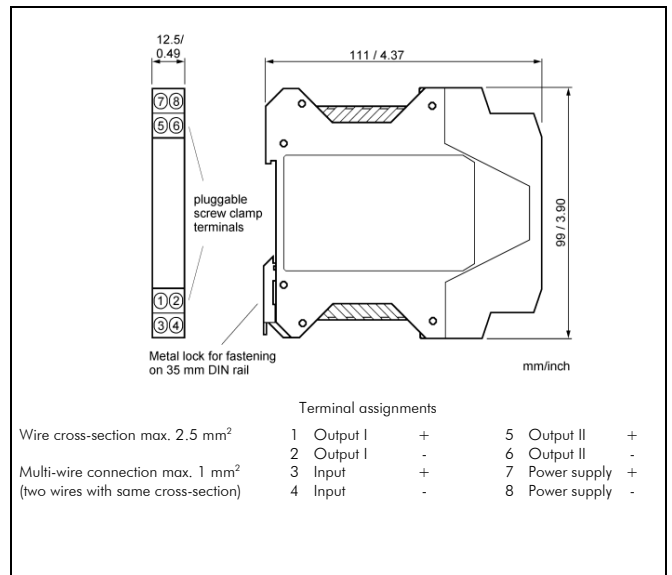
2) As far as relevant the standards and rules mentioned above are considered by development and production of our devices. In addition relevant assembly rules are to be considered by installation of our devices in other equipment. For applications with high working voltages, take measures to prevent accidental contact and make sure that there is sufficient distance or insulation between adjacent situated devices.

3) Minor deviations possible during interference

Product line

Devices	Order No.			
Isolation Signal Splitter	DN 22 -	X	X	X - X
	80 ... 240 V AC	↓		- MP
	24 V DC			- LV
Input	0 ... 20 mA	0		
	4 ... 20 mA	1		
	0 ... 5 V	2		
	0 ... 10 V	3	↓	
Output I	0 ... 20 mA		0	
	4 ... 20 mA		1	
	0 ... 5 V		2	
	0 ... 10 V		3	↓
Output II	0 ... 20 mA			0
	4 ... 20 mA			1
	0 ... 5 V			2
	0 ... 10 V			3

Dimensions



Subject to change!